


22GN / 25GN | TANDEM DUAL FLATBED GOOSENECK TRAILER


BigTex
TRAILERS™

 GVWR: 23,900# - 25,900#
  EMPTY WEIGHT: (22GN) 5,820# - 8,920#, (25GN) 5,850# - 8,950#
  AVAILABLE LENGTHS: 20' - 40'
  BED WIDTH: 102"
  COUPLER: 2 - 5/16" Demco EZ Latch


HITCHING MADE EASY

The exclusive Demco EZ Latch Gooseneck Coupler automatically locks onto the ball of the tow vehicle-saving time!



HD ADJUSTABLE SUSPENSION

A durable and long-lasting suspension system ideal for heavy-hauling over long miles.



LOW PROFILE FRAME DESIGN

A pierced I-Beam frame design allows for a super, low 34" deck height for an improved ride.



INTEGRATED WORK LIGHTS

When those long days turn into late nights, utilize the integrated work lights package to illuminate the deck for a safer loading experience.